

Coweta County Water & Sewerage Authority

Meeting Agenda

Thursday, June 25, 2026

Board Room

Meeting Time: 9:00 A.M.

<u>Approx Time</u>	<u>Agenda Item</u>	<u>Presenter</u>
9:00 a.m.	Call to order	Chairman Bartlett

Pledge of Allegiance
Invocation

Approval of minutes from the June 3, 2026 meeting

Approval of minutes from June 3, 2026 Strategic Planning Meeting

Business

Service Awards	Jay Boren
Approval of FY27 Budget	Jay Boren
Update on Operations	Rick Jones
Update on Human Resources	Mandy Sledd
Update on Customer Care/Information Technology	Alan Sibley
Monthly Report	Roger Dawson

Agenda Additions:

Executive Session

Litigation / Real Estate/ Personnel

Adjournment

Next Board Meeting Wednesday, August 5, 2026, at 9:00 AM

	6/30/2026	6/30/2027		
	Adopted	Proposed	\$ Change	% Change
Revenues				
Water Revenues	\$ 33,325,000	\$ 33,929,000	604,000	1.81%
Sewer Revenues	7,581,000	7,831,000	250,000	3.30%
Miscellaneous	3,165,532	3,246,000	80,468	2.54%
Connection Fees	1,925,000	2,055,000	130,000	6.75%
Interest Income	3,401,233	1,863,000	(1,538,233)	-45.23%
Total Revenues	\$ 49,397,765	\$ 48,924,000	(473,765)	-0.96%
Expenses				
Customer Care	\$ 1,921,933	\$ 1,940,546	18,613	0.97%
Water Distribution	9,171,567	8,800,011	(371,556)	-4.05%
Wastewater Operations	4,432,198	4,224,860	(207,338)	-4.68%
Administration and Finance	3,458,126	3,538,846	80,720	2.33%
Infrastructure	4,829,448	4,877,344	47,896	0.99%
BT Brown Water Treatment Plant	4,685,065	4,281,091	(403,974)	-8.62%
Engineering	790,598	742,822	(47,776)	-6.04%
Cross Connection / Backflow	1,484,225	1,648,392	164,167	11.06%
Maintenance	1,000,530	1,016,449	15,919	1.59%
Information Technologies	830,396	846,530	16,134	1.94%
Safety	25,500	25,500	-	0.00%
Capital Expenditures	10,648,306	5,277,463	(5,370,843)	-50.44%
Debt Service	11,320,873	11,704,146	383,273	3.39%
Total Expenses	\$ 54,598,765	\$ 48,924,000	(5,674,765)	-10.39%
	\$ (5,201,000)	\$ -		
Other Sources of Funds:				
Reserves	\$ 5,201,000	\$ -		
	\$ -	\$ -		

Department	Priority	Description	FY27 Amount
030-925-000-7660		Capital - Equipment & Machinery	Requested
			575,767
802	1	Lab Equipment- Autoclave, BOD Incubator	6,775
802	2	Tools	20,000
802	2	Pretreatment Samplers	14,492
802	2	Plant Sample Machines	25,000
804	1	Trackhoe-Replacing TB260 trade value \$28,000	190,000
804	1	Mower- Replace an existing mower	15,000
804	2	Mini Excavator-Adding a Mini Ex	70,000
805	1	Emergency lights purchase and installation at BT Brown.	10,000
805	1	(2) pump/motor rework at Major Rd.	50,000
805	2	(1) pump/motor rework at HWY 29 BPS.	25,000
805	2	Level indicator and installation at Murphy Well.	10,000
807	1	V2 Tester	7,500
808	1	Shenandoah WWTP filter rebuild	30,000
808	1	Influent Barscreen rebuild	15,000
808	2	SCADA RTU Replacements (6 RTUs at 2K each)	12,000
808	2	16ft overhead fan for maintenance shop	10,000
808	2	Generator for Fisher RD LS	65,000
030-925-000-8502		Capital - Vehicles	Requested
			278,000
802	1	4 DOOR Colorado Plant Truck 4X4	40,000
802	1	Kawasaki Mule 4X4	20,000
804	2	Tech truck-Replacing Sams truck	75,000
805	2	Small truck for lab task/sampling.	45,000
806	2	New Truck-Engineering	58,000
807	1	New 4D Colorado	40,000
030-925-000-8508		Capital - Other Structures	Requested
			10,000
809	1	Building to house IT equipment at park and misc electrical etc, may be done by end of FY	10,000
030-925-000-8509		Capital - Infrastructure	Requested
			2,148,980
804		Miscellaneous County Projects	-
804	3	Lake Ridge- Replace current waterline	40,000
804		North Mills Dr (material and labor for boring 2 inch)	30,000
805	1	Dredging of both alum ponds.	430,598
806		(CR.261) Old Corinth Rd @ Sandy Creek- Bridge Replacement	48,329
806		S.R.54 @ Gordon Rd.- Roundabout,	122,190
806		TommyLeeCookRd(Btwn.CedarRidge&PathfinderDr.- Hill Cut, Intesection Improvmnt	276,869
806		Happy Valley Rd. @ Browns Creek-Bridge Replacement	173,853
806		Arnco Mostly- Mill & Inlay Projects	12,000
806		Shaw Road Connector- 4300' New Roadway	296,141
806		International Park Connector- New Roadway	69,000
806		Pump Station Hwy 29- Arbor Springs	650,000
030-925-000-8511		Capital - Software	Requested
			53,960
809	1	HR Electronic File storage system	35,000
809	3	True North GIS Communication between County Govt and us	18,960
030-925-000-8512		Capital - Hardware	Requested
			370,559
809	1	Laptop Refresh - 2/3	100,000
809	1	Replace Camera System at all 3 locations	207,734
809	1	Open Flows Water Ultimate - Bentley	10,325
809	2	Water Model Upgrade	52,500
030-925-000-8530		Capital - Intersection Improvements	Requested
			1,469,978
806	45505	Madras Connector Phase 1- New Roadway	822,974
806	45718	Andrew Bailey @ Fischer Rd- Intersection Improvement	309,093
806		SR 16 @ Gordon Road- Intersection Improvement	337,911
030-925-000-8532		Capital - Meters	Requested
			370,219
807	1	Meters	370,219

Total 5,277,463

Account	Name	Adopted FY26 Budget	Proposed FY27 Budget
Fund: 030 - CCW&SA			
030-140-000-4405	Activation Fees	(230,000)	(240,000)
030-140-000-4406	Paper Statement Fees	(575,000)	(575,000)
030-140-000-4410	Miscellaneous	(225,000)	(319,000)
030-140-000-4412	Vaults	(400,000)	(450,000)
030-140-000-4449	Water Capacity Fees	(1,000,000)	(1,000,000)
030-140-000-4450	Water Sales	(32,100,000)	(32,610,000)
030-140-000-4452	Sewer Revenues	(5,000,000)	(5,250,000)
030-140-000-4453	Leak Adjustment (Insurance)	225,000	205,000
030-140-000-4454	Water Connection Fees	(1,500,000)	(1,580,000)
030-140-000-4457	Leak Adjustment (Sewer)	1,500	1,500
030-140-000-4458	Leak Adjustment Coverage	(865,000)	(865,000)
030-140-000-4459	Water Reuse	(2,000)	(2,000)
030-140-000-4460	Decentralized Sewer Revenue	(106,000)	(106,000)
030-140-000-4461	Sewer Capacity Fees	(2,250,000)	(2,250,000)
030-140-000-4464	Sewer Connection Fees	(425,000)	(475,000)
030-140-000-4467	Septic Waste	(225,000)	(225,000)
030-140-000-4471	BT Brown Permits	(10,000)	(10,000)
030-140-000-4480	Late Charges	(450,000)	(450,000)
030-140-000-4481	Returned Ck Fees \$30.00	(15,000)	(15,000)
030-140-000-4482	Continuation Fees	(250,000)	(250,000)
030-140-000-4502	Plan Review	(15,000)	(15,000)
030-140-000-4504	Insurance Claims	(45,000)	(25,000)
030-140-000-4505	Haralson Surcharge	(5,500)	-
030-140-000-4508	Salvage	(5,000)	(5,000)
030-140-000-4610	Purchases Discount	(3,000)	(3,000)
030-140-000-4701	Convenience Fee - Customer Payments	(425,000)	(425,000)
030-140-000-4802	Water Fines	(80,000)	(100,000)
030-140-000-4803	Reimbursements	-	-
030-141-000-4420	DRIP Program - Round-up Contributions	-	-
030-141-000-4425	Lease Revenue	(22,032)	(22,500)
030-161-000-4610	Interest Income	(3,401,233)	(1,863,000)
030-190-000-4195	Donated Water Lines	-	-
030-190-000-4197	Debt Proceeds	-	-
030-190-000-4303	Grant Proceeds	-	-
030-190-000-4999	RESERVES	(5,201,000)	-
030-800-000-4505	Haralson Surcharge	5,500	-
Total Revenues		(54,598,765)	(48,924,000)

Account	Name	Adopted FY26 Budget	Proposed FY27 Budget
030-800-000-5000	Regular Payroll	748,634	771,351
030-800-000-5001	Overtime	9,936	10,216
030-800-000-5030	FICA	47,558	49,014
030-800-000-5031	Medicare	11,122	11,463
030-800-000-5040	Health Insurance	170,987	165,618
030-800-000-5055	Life / AD & D / Disability	1,425	5,803
030-800-000-5060	457B/401A	58,397	57,913
030-800-000-5850	Uniforms	4,114	4,114
030-800-000-6204	Bank/Merchant Fees	581,000	590,000
030-800-000-6205	Online Bad Debt Recovery	5,000	5,250
030-800-000-6208	External Billing Services	-	-
030-800-000-6270	Building Repair/Maint	7,000	7,000
030-800-000-6271	Security Monitoring	200	210
030-800-000-6523	Toilet Rebates	-	-
030-800-000-6525	Bad Debt Expense	50,000	45,000
030-800-000-6526	Leak Adjustment (No Insurance)	1,000	11,254
030-800-000-6550	Dues & Memberships	100	105
030-800-000-6670	First Aid/Safety	1,500	2,635
030-800-000-6850	Online Utility Credit Chk	-	-
030-800-000-6900	Janitor/Cleaning Supplies	4,500	4,845
030-800-000-7100	Contracts	2,760	147
030-800-000-7200	Office Supplies	6,000	4,000
030-800-000-7360	Postage	150,000	142,713
030-800-000-7370	Printing	40,000	31,513
030-800-000-7620	Training/Education	2,500	2,625
030-800-000-7670	Equipment	1,000	1,020
030-800-000-7686	Special Events	1,500	1,659
030-800-000-7742	Telephones - Cell Phones	6,500	5,384
030-800-000-7780	Travel Expenses	1,500	2,000
030-800-000-7862	Utilities Gas	1,200	1,038
030-800-000-7863	Utilities Electricity	6,500	6,656
Total Customer Care		1,921,933	1,940,546
030-801-000-7390	Purchase of Water	9,171,567	8,800,011

Account	Name	Adopted FY26 Budget	Proposed FY27 Budget
030-802-000-5000	Regular Payroll	1,787,158	1,573,060
030-802-000-5001	Overtime	136,313	124,187
030-802-000-5030	FICA	120,131	106,088
030-802-000-5031	Medicare	28,095	24,811
030-802-000-5040	Health Insurance	305,355	307,033
030-802-000-5055	Life / AD & D / Disability	3,364	11,703
030-802-000-5060	457B/401A	102,585	109,354
030-802-000-5850	Uniforms	10,097	9,474
030-802-000-6270	Building Repair/Maint	80,000	80,000
030-802-000-6271	Security Monitoring	500	500
030-802-000-6310	Chemicals	185,000	212,750
030-802-000-6410	Prof. Services	75,000	75,000
030-802-000-6520	Diesel Fuel	20,000	20,000
030-802-000-6550	Dues & Memberships	7,500	7,500
030-802-000-6565	Woodstream	75,000	75,000
030-802-000-6620	Equipment Maint/Repair	215,000	247,250
030-802-000-6630	Equipment Rental	25,000	25,000
030-802-000-6670	First Aid/Safety	10,000	10,000
030-802-000-6750	Gasoline	25,000	25,000
030-802-000-6900	Janitor/Cleaning Supplies	5,000	5,750
030-802-000-6998	Pre-Treatment	30,000	34,500
030-802-000-6999	Lab Expenses & Supplies	150,000	150,000
030-802-000-7100	Contracts	23,000	23,000
030-802-000-7101	Maintenance (Decentralized)	75,000	75,000
030-802-000-7200	Office Supplies	7,500	7,500
030-802-000-7360	Postage	100	100
030-802-000-7512	Vehicle Maint/Repair	35,000	35,000
030-802-000-7515	R & M Heavy Equipment	10,000	10,000
030-802-000-7536	Main Line Repairs - Collection		23,000
030-802-000-7620	Training/Education	25,000	25,000
030-802-000-7656	Sludge Removal	200,000	230,000
030-802-000-7660	Tools & Equipment	10,000	11,500
030-802-000-7686	Special Events	2,000	2,300
030-802-000-7742	Telephones - Cell Phones	25,000	25,000
030-802-000-7780	Travel Expenses	3,500	3,500
030-802-000-7863	Utilities Electricity	420,000	420,000
030-802-000-7900	Development Fees	200,000	100,000
Total Wastewater Operations		4,432,198	4,224,860

Account	Name	Adopted FY26 Budget	Proposed FY27 Budget
030-803-000-5000	Regular Payroll	1,800,362	1,820,981
030-803-000-5001	Overtime	26,463	17,556
030-803-000-5030	FICA	97,431	96,546
030-803-000-5031	Medicare	26,689	26,863
030-803-000-5040	Health Insurance	286,758	297,483
030-803-000-5041	Flex Plan Contribution	55,500	55,000
030-803-000-5055	Life / AD & D / Disability	34,193	41,514
030-803-000-5060	457B/401A	188,010	214,258
030-803-000-5085	Workers Comp	73,000	75,000
030-803-000-5086	Preemployment Drug Screen	8,000	8,000
030-803-000-5310	Part Time Assistance	-	-
030-803-000-5850	Uniforms	6,420	5,795
030-803-000-6020	Advertising & Promotion	13,000	10,000
030-803-000-6021	Charitable Contributions	30,000	25,000
030-803-000-6022	DRIP Grants	-	-
030-803-000-6045	Property & Casualty Insurance	180,000	220,000
030-803-000-6204	Bank/Merchant Fees	38,000	38,000
030-803-000-6209	Directors' Fees	30,000	30,000
030-803-000-6270	Building Repair/Maint	10,000	12,000
030-803-000-6271	Security Monitoring	200	200
030-803-000-6410	Prof. Services	350,000	350,000
030-803-000-6550	Dues & Memberships	56,000	56,000
030-803-000-6670	First Aid/Safety	1,250	1,250
030-803-000-6750	Gasoline	3,500	3,500
030-803-000-6900	Janitor/Cleaning Supplies	5,250	5,750
030-803-000-7100	Contracts	1,000	1,000
030-803-000-7200	Office Supplies	10,000	7,550
030-803-000-7360	Postage	700	700
030-803-000-7481	Special Events - Internal	50,000	60,000
030-803-000-7511	Repairs & Maintenance	-	-
030-803-000-7512	Vehicle Maint/Repair	3,000	3,000
030-803-000-7620	Training/Education	10,000	5,000
030-803-000-7670	Equipment	2,000	2,000
030-803-000-7686	Special Events	15,000	7,500
030-803-000-7687	Meals & Entertainment	3,500	3,500
030-803-000-7688	Vending Machines	-	-
030-803-000-7690	Subscript Book/Journals	300	300
030-803-000-7742	Telephones - Cell Phones	25,000	20,000
030-803-000-7780	Travel Expenses	6,000	6,000
030-803-000-7862	Utilities Gas	1,600	1,600
030-803-000-7863	Utilities Electricity	10,000	10,000
Total Administration and Finance		3,458,126	3,538,846

Account	Name	Adopted FY26 Budget	Proposed FY27 Budget
030-804-000-5000	Regular Payroll	2,577,690	2,618,509
030-804-000-5001	Overtime	202,262	190,890
030-804-000-5030	FICA	168,282	169,687
030-804-000-5031	Medicare	40,629	41,052
030-804-000-5040	Health Insurance	638,088	631,137
030-804-000-5055	Life / AD & D / Disability	4,476	18,459
030-804-000-5060	457B/401A	179,355	182,442
030-804-000-5850	Uniforms	16,766	16,268
030-804-000-6270	Building Repair/Maint	15,000	15,500
030-804-000-6271	Security Monitoring	500	500
030-804-000-6520	Diesel Fuel	100,000	100,000
030-804-000-6550	Dues & Memberships	1,000	1,000
030-804-000-6618	Repairs - Fire Hydrants	30,000	35,000
030-804-000-6620	Equipment Maint/Repair	21,000	21,000
030-804-000-6630	Equipment Rental	3,000	3,000
030-804-000-6670	First Aid/Safety	9,000	9,000
030-804-000-6750	Gasoline	40,000	40,000
030-804-000-6900	Janitor/Cleaning Supplies	7,500	8,000
030-804-000-7200	Office Supplies	3,500	3,500
030-804-000-7210	Oils & Greases	5,000	5,000
030-804-000-7360	Postage	400	400
030-804-000-7512	Vehicle Maint/Repair	35,000	35,000
030-804-000-7515	R & M Heavy Equipment	20,000	20,000
030-804-000-7523	R & M Tractor/Trailer	7,000	7,000
030-804-000-7530	Road Signs	500	500
030-804-000-7532	Service Line - Repairs	95,000	100,000
030-804-000-7533	Main Line - Repairs	84,000	84,000
030-804-000-7534	Service Lines	340,000	350,000
030-804-000-7536	Main Line Repairs - Collections	20,000	2,000
030-804-000-7620	Training/Education	8,000	8,000
030-804-000-7635	Landscape	15,000	16,000
030-804-000-7660	Tools & Equipment	44,000	46,000
030-804-000-7670	Equipment	10,000	10,000
030-804-000-7686	Special Events	3,000	4,000
030-804-000-7742	Telephones - Cell Phones	32,000	32,000
030-804-000-7760	Tires & Tubes	20,000	20,000
030-804-000-7761	Tires & Tubes-Heavy Equip	5,000	5,000
030-804-000-7780	Travel Expenses	3,000	3,000
030-804-000-7855	Utility Damages & Repairs	5,000	5,000
030-804-000-7862	Utilities Gas	3,000	3,000
030-804-000-7863	Utilities Electricity	15,000	15,000
030-804-000-7864	Utilities Sanitation	1,500	1,500
Total Infrastructure		4,829,448	4,877,344

Account	Name	Adopted FY26 Budget	Proposed FY27 Budget
030-805-000-5000	Regular Payroll	1,591,241	1,303,383
030-805-000-5001	Overtime	217,108	142,258
030-805-000-5030	FICA	115,098	90,358
030-805-000-5031	Medicare	26,459	21,132
030-805-000-5040	Health Insurance	184,528	199,131
030-805-000-5055	Life / AD & D / Disability	2,438	26,518
030-805-000-5060	457B/401A	90,169	83,540
030-805-000-5850	Uniforms	9,474	7,479
030-805-000-6270	Building Repair/Maint	75,000	75,000
030-805-000-6271	Security Monitoring	1,000	1,050
030-805-000-6310	Chemicals	775,000	775,000
030-805-000-6410	Prof. Services	115,000	115,000
030-805-000-6520	Diesel Fuel	6,000	6,300
030-805-000-6550	Dues & Memberships	3,500	4,000
030-805-000-6620	Equipment Maint/Repair	194,250	194,000
030-805-000-6630	Equipment Rental	1,000	1,000
030-805-000-6670	First Aid/Safety	10,000	10,000
030-805-000-6750	Gasoline	6,000	6,000
030-805-000-6900	Janitor/Cleaning Supplies	3,150	4,500
030-805-000-6999	Lab Expenses & Supplies	131,250	137,812
030-805-000-7100	Contracts	75,000	75,000
030-805-000-7101	Maintenance	25,000	15,000
030-805-000-7110	Tank Maintenance	254,200	179,955
030-805-000-7200	Office Supplies	4,000	5,400
030-805-000-7360	Postage	4,000	4,000
030-805-000-7370	Printing	1,050	1,250
030-805-000-7512	Vehicle Maint/Repair	3,150	3,300
030-805-000-7620	Training/Education	15,000	15,000
030-805-000-7660	Tools & Equipment	10,000	10,000
030-805-000-7686	Special Events	1,500	2,000
030-805-000-7742	Telephones - Cell Phones	25,000	25,000
030-805-000-7780	Travel Expenses	5,000	2,000
030-805-000-7863	Utilities Electricity	704,500	739,725
Total BT Brown Water Treatment Plant		4,685,065	4,281,091

Account	Name	Adopted FY26 Budget	Proposed FY27 Budget
030-806-000-5000	Regular Payroll	538,441	514,292
030-806-000-5001	Overtime	10,479	3,028
030-806-000-5030	FICA	34,410	32,439
030-806-000-5031	Medicare	8,047	7,587
030-806-000-5040	Health Insurance	119,642	97,420
030-806-000-5055	Life / AD & D / Disability	1,130	3,743
030-806-000-5060	457B/401A	30,957	31,070
030-806-000-5850	Uniforms	2,992	2,493
030-806-000-6270	Building Repair/Maint	1,200	5,000
030-806-000-6271	Security Monitoring	100	100
030-806-000-6410	Prof. Services	100	100
030-806-000-6550	Dues & Memberships	400	400
030-806-000-6611	Easements	500	500
030-806-000-6620	Equipment Maint/Repair	2,000	2,000
030-806-000-6670	First Aid/Safety	1,000	1,200
030-806-000-6750	Gasoline	9,000	9,000
030-806-000-6900	Janitor/Cleaning Supplies	1,600	1,600
030-806-000-7100	Contracts	2,000	2,000
030-806-000-7200	Office Supplies	1,800	1,800
030-806-000-7250	Outside Services	-	-
030-806-000-7512	Vehicle Maint/Repair	4,000	4,500
030-806-000-7620	Training/Education	3,000	3,000
030-806-000-7660	Tools & Equipment	1,500	1,600
030-806-000-7670	Equipment	2,000	3,500
030-806-000-7686	Special Events	750	800
030-806-000-7690	Subscript Book/Journals	750	750
030-806-000-7742	Telephones - Cell Phones	7,500	7,500
030-806-000-7780	Travel Expenses	2,000	2,000
030-806-000-7862	Utilities Gas	300	400
030-806-000-7863	Utilities Electricity	3,000	3,000
Total Engineering		790,598	742,822

Account	Name	Adopted FY26 Budget	Proposed FY27 Budget
030-807-000-5000	Regular Payroll	941,678	1,001,413
030-807-000-5001	Overtime	18,174	41,038
030-807-000-5030	FICA	60,151	65,310
030-807-000-5031	Medicare	14,068	15,274
030-807-000-5040	Health Insurance	227,816	231,401
030-807-000-5055	Life / AD & D / Disability	1,769	8,136
030-807-000-5060	457B/401A	63,750	76,304
030-807-000-5850	Uniforms	6,981	6,981
030-807-000-6270	Building Repair/Maint	3,000	17,000
030-807-000-6271	Security Monitoring	210	230
030-807-000-6550	Dues & Memberships	1,200	1,300
030-807-000-6620	Equipment Maint/Repair	2,000	1,500
030-807-000-6670	First Aid/Safety	1,800	3,300
030-807-000-6750	Gasoline	35,000	30,000
030-807-000-6900	Janitor/Cleaning Supplies	3,800	5,100
030-807-000-7106	Backflow Parts	1,500	3,000
030-807-000-7107	Meter Parts	16,000	40,000
030-807-000-7200	Office Supplies	2,800	2,800
030-807-000-7360	Postage	5,000	5,300
030-807-000-7370	Printing	650	200
030-807-000-7512	Vehicle Maint/Repair	10,000	23,000
030-807-000-7620	Training/Education	6,825	7,500
030-807-000-7659	Paint and Flagging	17,000	18,000
030-807-000-7660	Tools & Equipment	16,000	17,000
030-807-000-7670	Equipment	1,050	2,000
030-807-000-7686	Special Events	2,353	2,000
030-807-000-7742	Telephones - Cell Phones	14,000	13,000
030-807-000-7780	Travel Expenses	2,100	2,205
030-807-000-7862	Utilities Gas	1,050	1,100
030-807-000-7863	Utilities Electricity	6,500	7,000
Total Cross Connection/Backflow		1,484,225	1,648,392

Account	Name	Adopted FY26 Budget	Proposed FY27 Budget
030-808-000-5000	Regular Payroll	616,496	657,489
030-808-000-5001	Overtime	30,589	32,983
030-808-000-5030	FICA	40,560	43,191
030-808-000-5031	Medicare	9,486	10,101
030-808-000-5040	Health Insurance	189,545	144,488
030-808-000-5055	Life / AD & D / Disability	1,381	4,950
030-808-000-5060	457B/401A	31,183	38,657
030-808-000-5850	Uniforms	3,490	3,490
030-808-000-6520	Diesel Fuel	12,500	12,000
030-808-000-6550	Dues & Memberships	300	300
030-808-000-6620	Equipment Maint/Repair	20,000	20,000
030-808-000-6670	First Aid/Safety	250	300
030-808-000-6750	Gasoline	10,500	10,000
030-808-000-7200	Office Supplies	500	500
030-808-000-7512	Vehicle Maint/Repair	6,000	10,000
030-808-000-7620	Training/Education	6,000	6,000
030-808-000-7660	Tools & Equipment	12,500	12,500
030-808-000-7686	Special Events	1,000	1,200
030-808-000-7742	Telephones - Cell Phones	8,000	8,000
030-808-000-7780	Travel Expenses	250	300
Total Maintenance		1,000,530	1,016,449

Account	Name	Adopted FY26 Budget	Proposed FY27 Budget
030-809-000-6330	Communication/Email/Internet	67,474	67,900
030-809-000-6350	Computer Software	617,967	628,990
030-809-000-6360	Computer Hardware	123,338	127,569
030-809-000-6550	Dues & Memberships	1,000	695
030-809-000-7620	Schools	20,617	21,376
Total Information Technology		830,396	846,530
030-810-000-5850	Uniforms	-	-
030-810-000-6550	Dues & Memberships	1,000	1,000
030-810-000-7200	Office Supplies	1,000	1,000
030-810-000-7620	Training/Education	5,000	5,000
030-810-000-7660	Tools & Equipment	9,000	9,000
030-810-000-7686	Special Events	8,000	8,000
030-810-000-7780	Travel Expenses	1,500	1,500
Total Safety		25,500	25,500
030-925-000-7660	Capital - Equipment & Machinery	1,063,385	575,767
030-925-000-8502	Capital - Vehicles	400,418	278,000
030-925-000-8508	Capital - Other Structures	1,220,000	10,000
030-925-000-8509	Capital - Infrastructure	6,249,307	2,148,980
030-925-000-8510	Capital - Buildings	38,960	-
030-925-000-8511	Capital - Computer Software	459,167	53,960
030-925-000-8512	Capital - Computer Hardware	-	370,559
030-925-000-8513	Capital - Land	-	-
030-925-000-8514	Capital - Miscellaneous Projects	-	-
030-925-000-8530	Capital - Intersection Improvements	846,850	1,469,978
030-925-000-8532	Capital - Meters	370,219	370,219
030-950-000-6254	Interest - Bonded Debt	10,392,142	11,241,902
030-950-000-6265	Reserve Funding	-	-
030-975-000-6057	Amortization-Loan Costs	928,731	462,244
030-975-000-6059	Loan Costs/Bond COI	-	-
030-975-000-6520	Change in Market Value	-	-
030-975-000-6521	Depreciation	-	-
030-975-000-6522	Loss (Gain) on Disposal of Asset	-	-
030-975-000-6523	Loss on Debt Extinguishment	-	-
Total Capital and Debt Service		21,969,179	16,981,609
Total Expenses		54,598,765	48,924,000
Fund: 035 - WATER EDU.			
035-141-000-4415	Donations (Water Edu Team)	-	-
035-803-000-6000	Water Education Team	-	-
		-	-



Coweta County Water & Sewerage Authority

Meeting Agenda

Thursday, June 25, 2026

Pledge of Allegiance
Invocation

Approval of minutes from the June 3, 2026 meeting

Approval of minutes from the June 3, 2026 Strategic Planning Meeting

Business

- Service Awards.....Jay Boren
- Approval of FY27 Budget.....Jay Boren
- Update on Operations.....Rick Jones
- Update on Human Resources.....Mandy Sledd
- Update on Customer Care/Information TechnologyAlan Sibley
- Monthly Report.....Roger Dawson

Agenda Additions:

- Executive Session
- Litigation / Real Estate/ Personnel

Adjournment

Next Board Meeting Wednesday, August 5, 2026 at 9:00



**FY27 Proposed Budget
Compared to
FY2026 Adopted Budget**

	6/30/2026 Adopted	6/30/2027 Proposed
Revenues		
Water Revenues	\$ 33,325,000	\$ 33,929,000
Sewer Revenues	7,581,000	7,831,000
Miscellaneous	3,165,532	3,246,000
Connection Fees	1,925,000	2,055,000
Interest Income	3,401,233	1,863,000
Total Revenues	\$ 49,397,765	\$ 48,924,000
Expenses		
Customer Care	\$ 1,921,933	\$ 1,940,546
Water Distribution	9,171,567	8,800,011
Wastewater Operations	4,432,198	4,224,860
Administration and Finance	3,458,126	3,538,846
Infrastructure	4,829,448	4,877,344
BT Brown Water Treatment Plant	4,685,065	4,281,091
Engineering	790,598	742,822
Cross Connection / Backflow	1,484,225	1,648,392
Maintenance	1,000,530	1,016,449
Information Technologies	830,396	846,530
Safety	25,500	25,500
Capital Expenditures	10,648,306	5,277,463
Debt Service	11,320,873	11,704,146
Total Expenses	\$ 54,598,765	\$ 48,924,000
	\$ (5,201,000)	\$ -
Other Sources of Funds:		
Reserves	\$ 5,201,000	\$ -
	\$ -	\$ -



Operations Update

Rick Jones



Construction Update



May – Leak/Meter Counts

- **Leaks – 30**
- **Digs**
 - Domestic – 13
 - Irrigation – 0
- **Drops**
 - Domestic – 34
 - Irrigation – 36

May
April

Total Meters – 83
Total Meters – 61

May – Meter Install Status

Meter Install Status								
Meter Type	Week 1	Week 2	Week 3	Week 4	Week 5	Week 6	6+ Weeks	Total
S/S Dig	0	0	3	3	0	0	0	6
L/S Dig	0	0	2	3	0	0	0	5
Dual Drop	1	0	0	0	0	0	0	1
Domestic Drop	0	0	0	0	0	0	1	1
Irrigation Drop	0	0	1	0	0	1	0	2
Total	1	0	6	6	0	1	1	15

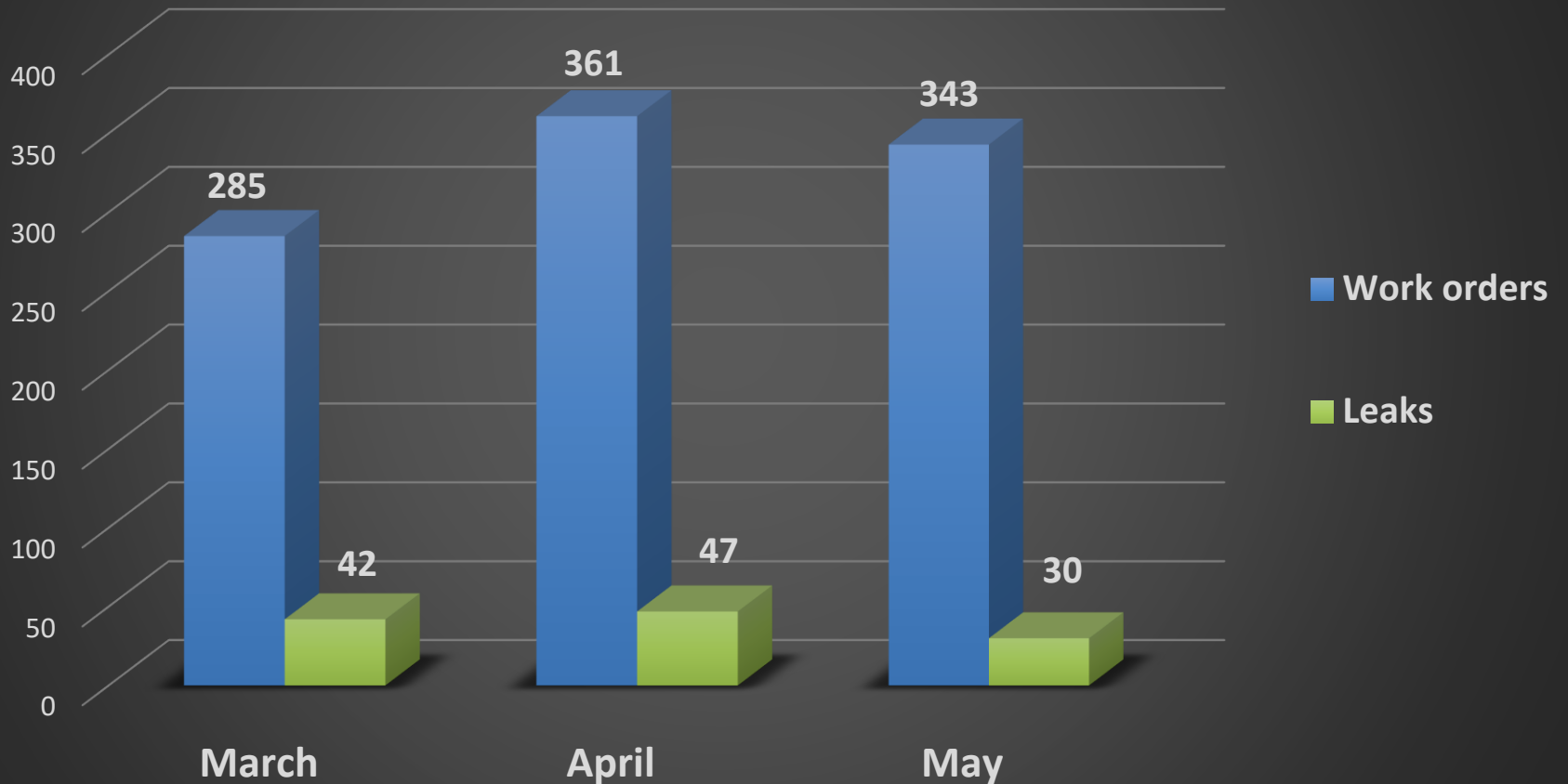
Legend	
	Near deadline
	Deadline
	Past deadline

Current Projects

- Water relocation Tommy Lee Cook Rd is complete
- Trinity School vault installed
- Inserta valve installed on Fischer Rd in preparation for the Shaw Rd connector project
- Legacy has finished pressure testing Phase I of the transmission line and has begun working through the punch list

Work Orders

Combination of North/South




Maintenance Update



Maintenance

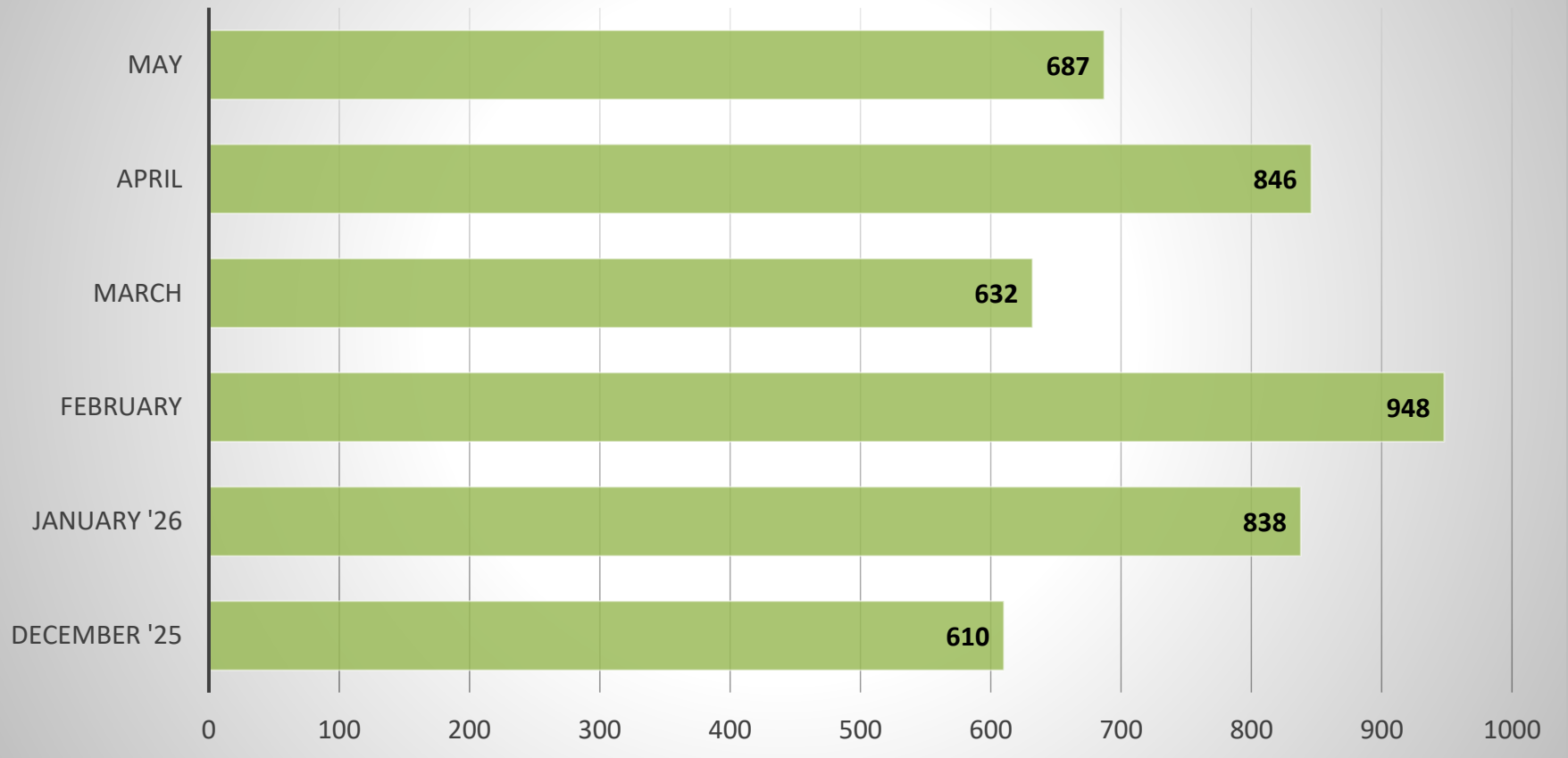
- Pulled P1 at Line Creek BPS for repair, installed spare pump to maintain full capacity while P1 is being repaired
- Madras LS P1 Motor pulled, replacement ordered
- Pumps at Niagara LS, Kason LS, Orchard Hills LS, and Twelve Parks LS have been pulled for repair
- The Cresswind LS has been started up

Cross-Connection Control Update



Sensus Analytics

Customer Outreach



Engineering Updates



Engineering

Residential

- **Chicory Reserve – 8 Lots off of West Grantville Road**

Industrial

- **Coweta Industrial Park Extension Phase 2 – This is the second extension of the parkway south to Amlajack Blvd**

BT Brown Update





Activity Update

- **BT Brown average daily demand – 4.28 MGD**
- **Average system daily demand – 9.61 MGD**



**COWETA
COUNTY**
**WATER & SEWERAGE
AUTHORITY**
**Chattahoochee
River
Pump Station**



Shenandoah Update



Shenandoah



Activity Update:

	SHENANDOAH WWTP		ARNCO WWTP		SARGENT WWTP	
	Monthly AVG	Highest Wkly AVG	Monthly AVG	Highest Wkly AVG	Monthly AVG	Highest Wkly AVG
	1.500	2.050	0.025	0.031	0.020	0.029
Discharge Limits:	2.0	2.5	0.100	0.125	0.06	0.08

Shenandoah



Activity Update:

	BLALOCK LAKES Decentralized	OAKS AT TURIN Decentralized	TWELVE PARKS
	Daily Average	Daily Average	Daily Average
	16,111	9,759	56,200
Discharge Limits:	26,000	REPORT ONLY	80,750



Human Resources

Mandy Sledd






Safety Update



Marketing Update





**WE'RE
HIRING!**

**INDUSTRIAL
ELECTRICAL
MAINTENANCE
TECHNICIAN**

Submit your resume:
humanresources@cowetawater.com

JOIN OUR TEAM

**WE ARE
HIRING**

SUBMIT YOUR RESUME

 humanresources@cowetawater.com



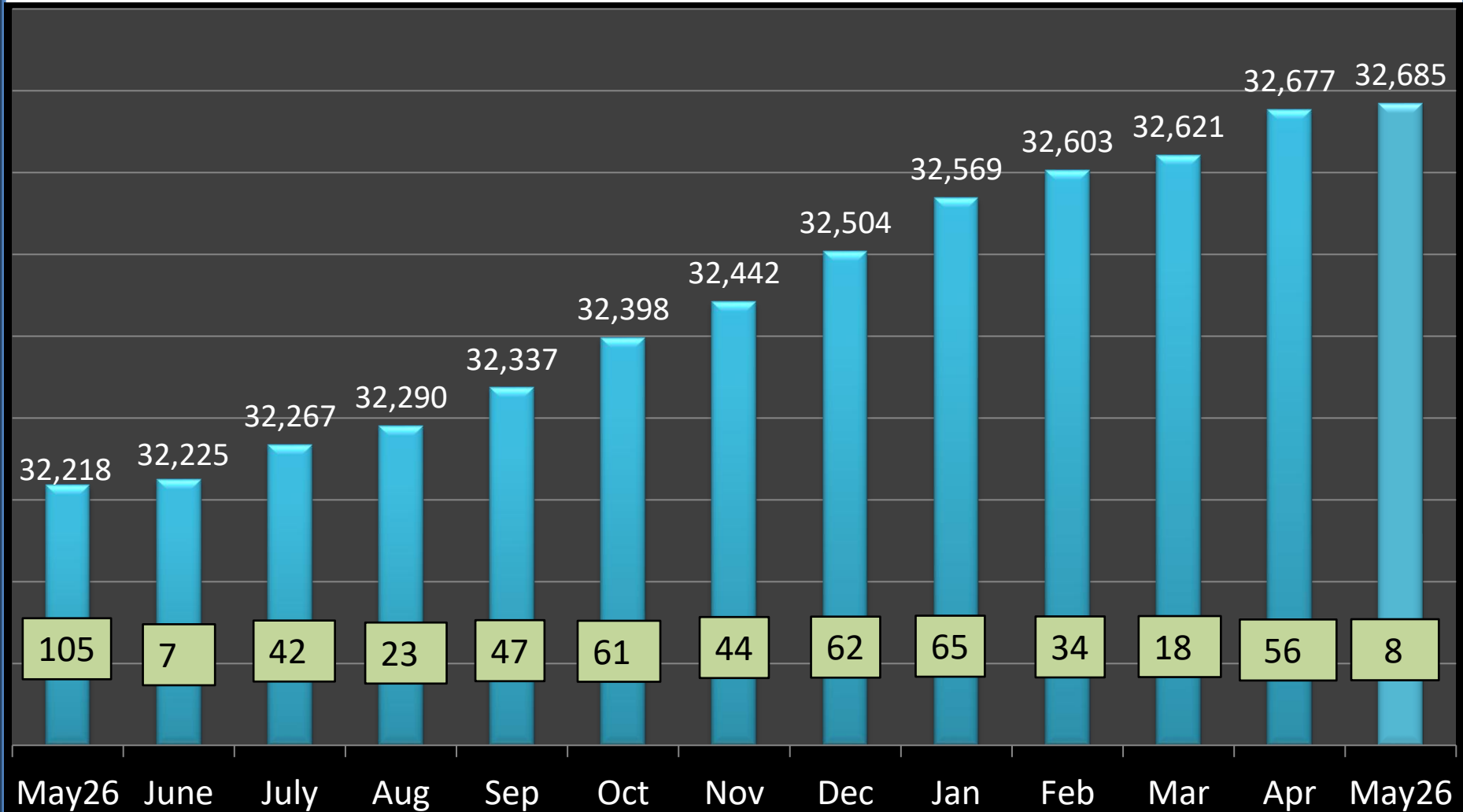


Customer Care Update

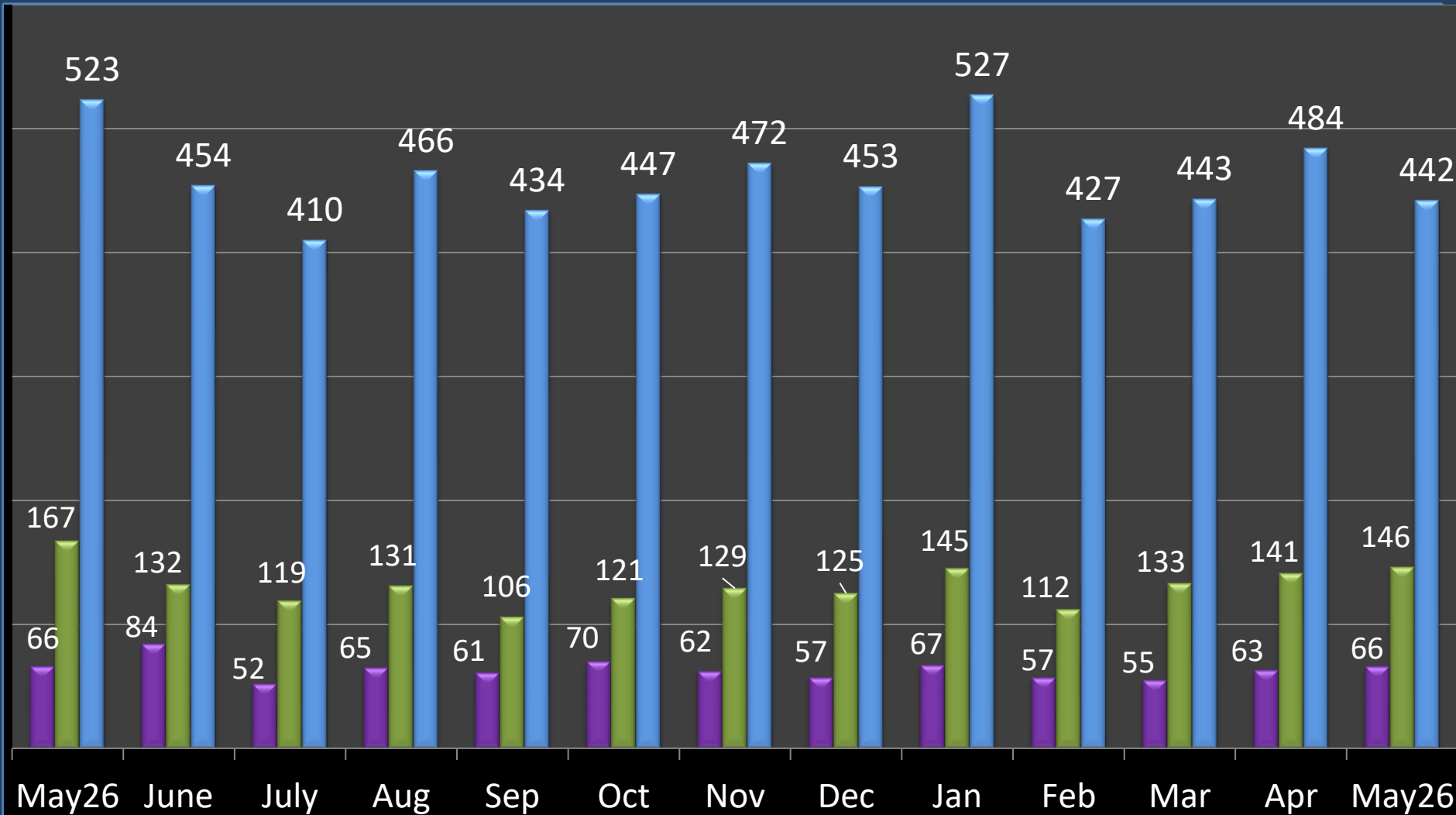
Alan Sibley



Customer Bill Count



Non-Pay Disconnects



Information Technology Update

Alan Sibley



Text-Em-All Billing Communication Snapshot

Board-level summary of billing communication activity

June 24, 2025 – June 15, 2026

TOTAL BILLING CALLS PLACED

4,732

Across 48 unique billing files

ONE-TIME RECIPIENT CALLS

1,614

34.1% of all calls

1,614 customers

REPEAT RECIPIENT CALLS

3,118

65.9% of all calls

1,105 customers

2,719 UNIQUE CUSTOMERS

were contacted during this period

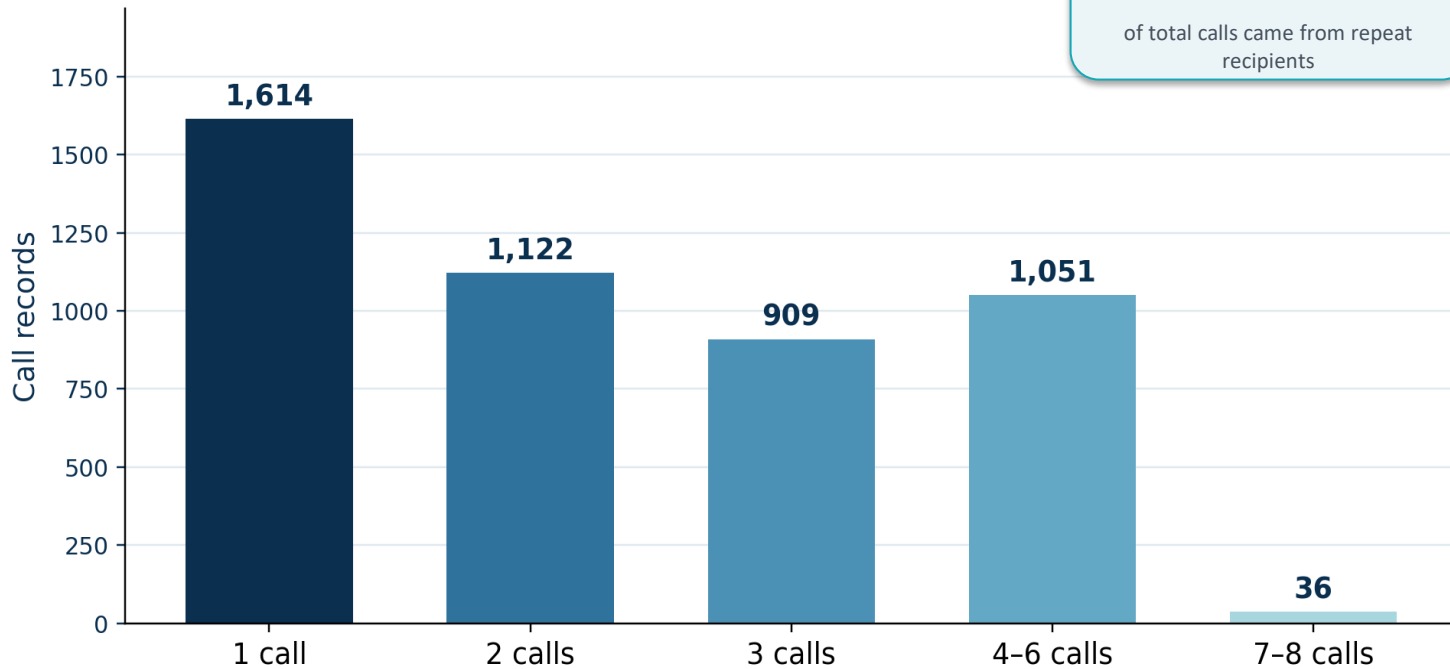
Source: Text-Em-All billing communication exports

Repeat-Recipient Pattern

How often the same customer was called during the period

June 24, 2025 – June 15, 2026

Call records by repeat frequency



65.9%
of total calls came from repeat recipients

1,614 customers

561 customers

303 customers

236 customers

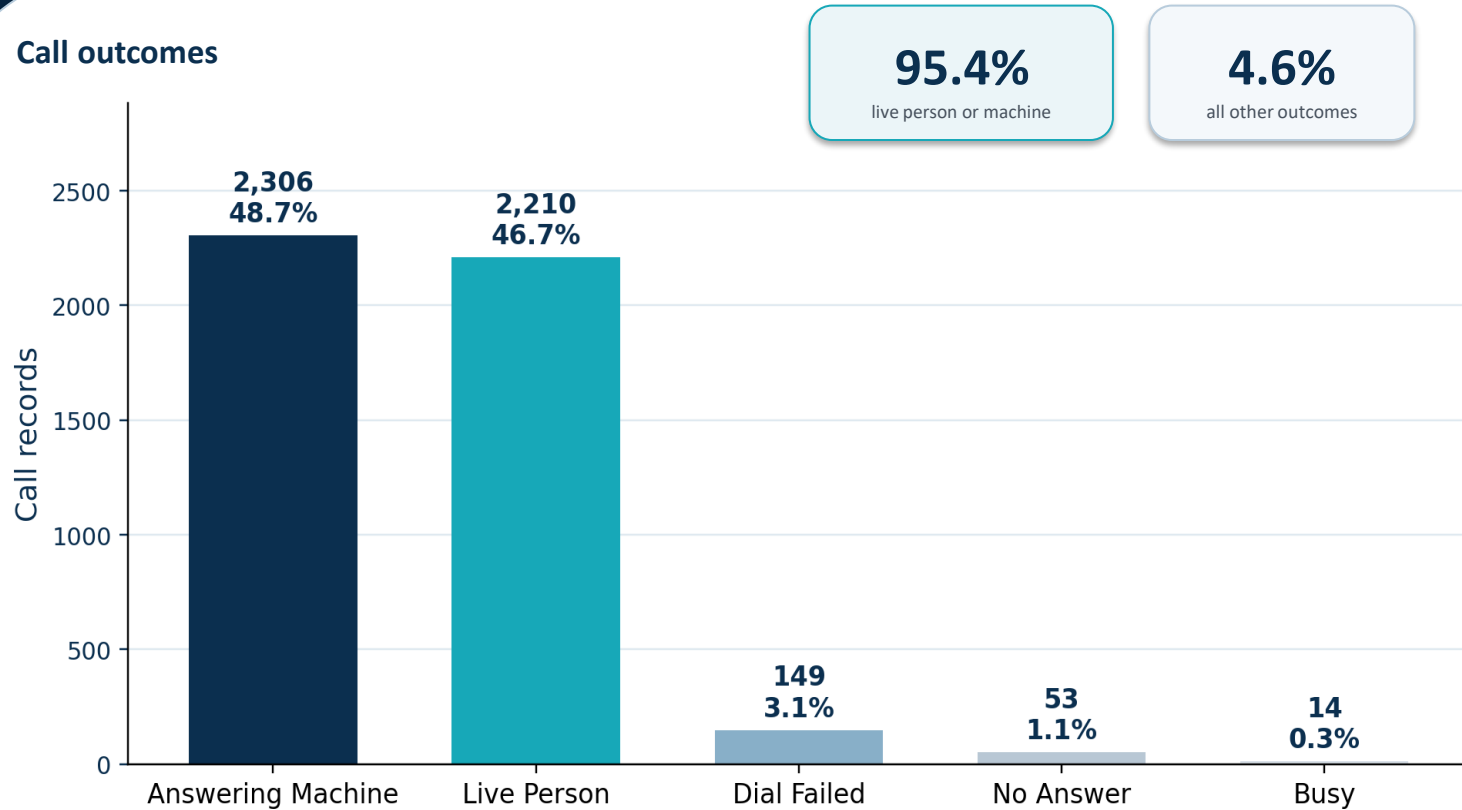
5 customers

Call Outcome Summary

How call attempts were completed during the period

June 24, 2025 – June 15, 2026

Call outcomes





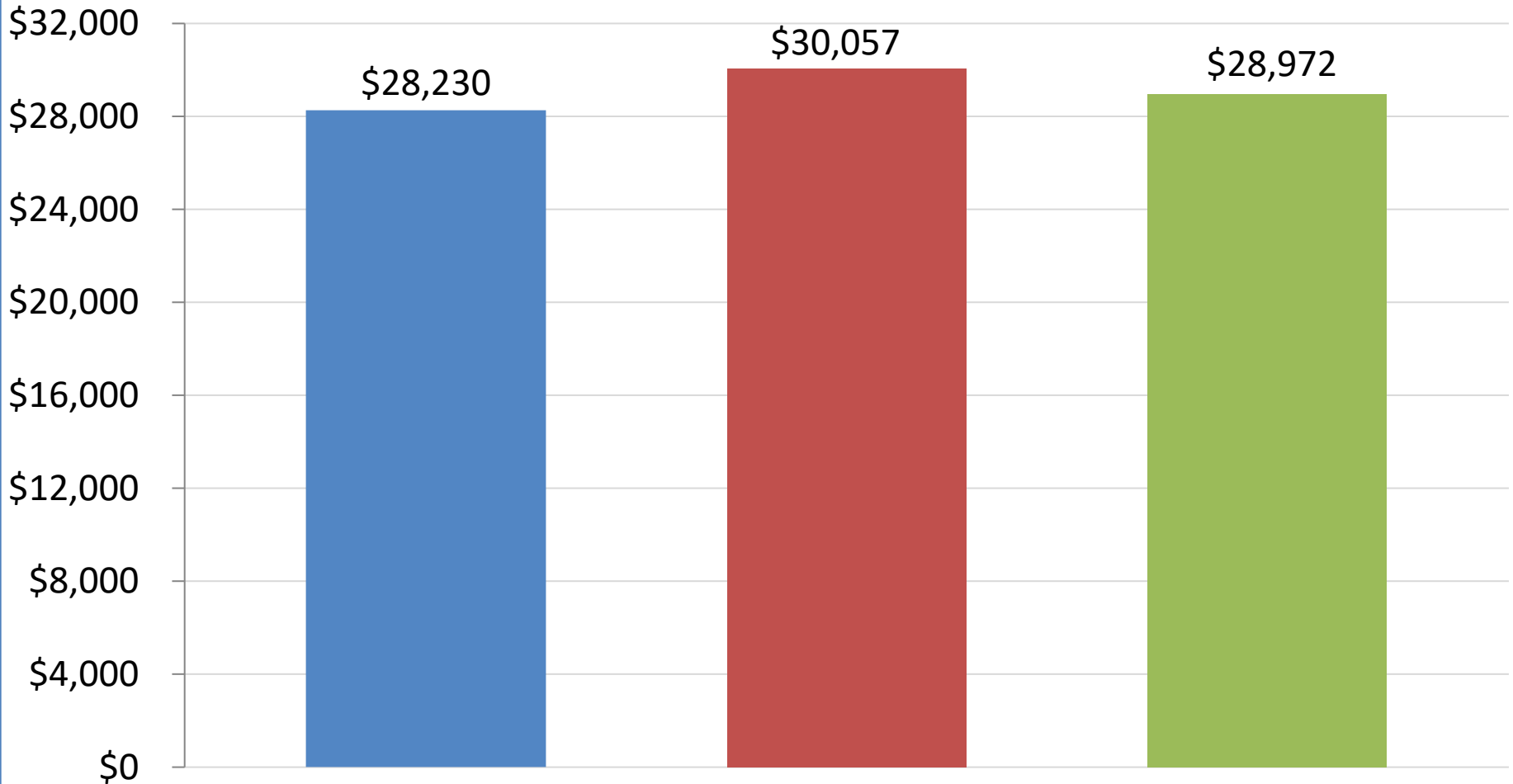
MONTHLY REPORT- May FY26

Roger Dawson



In Thousands

■ Prior Year ■ Budget ■ Actual

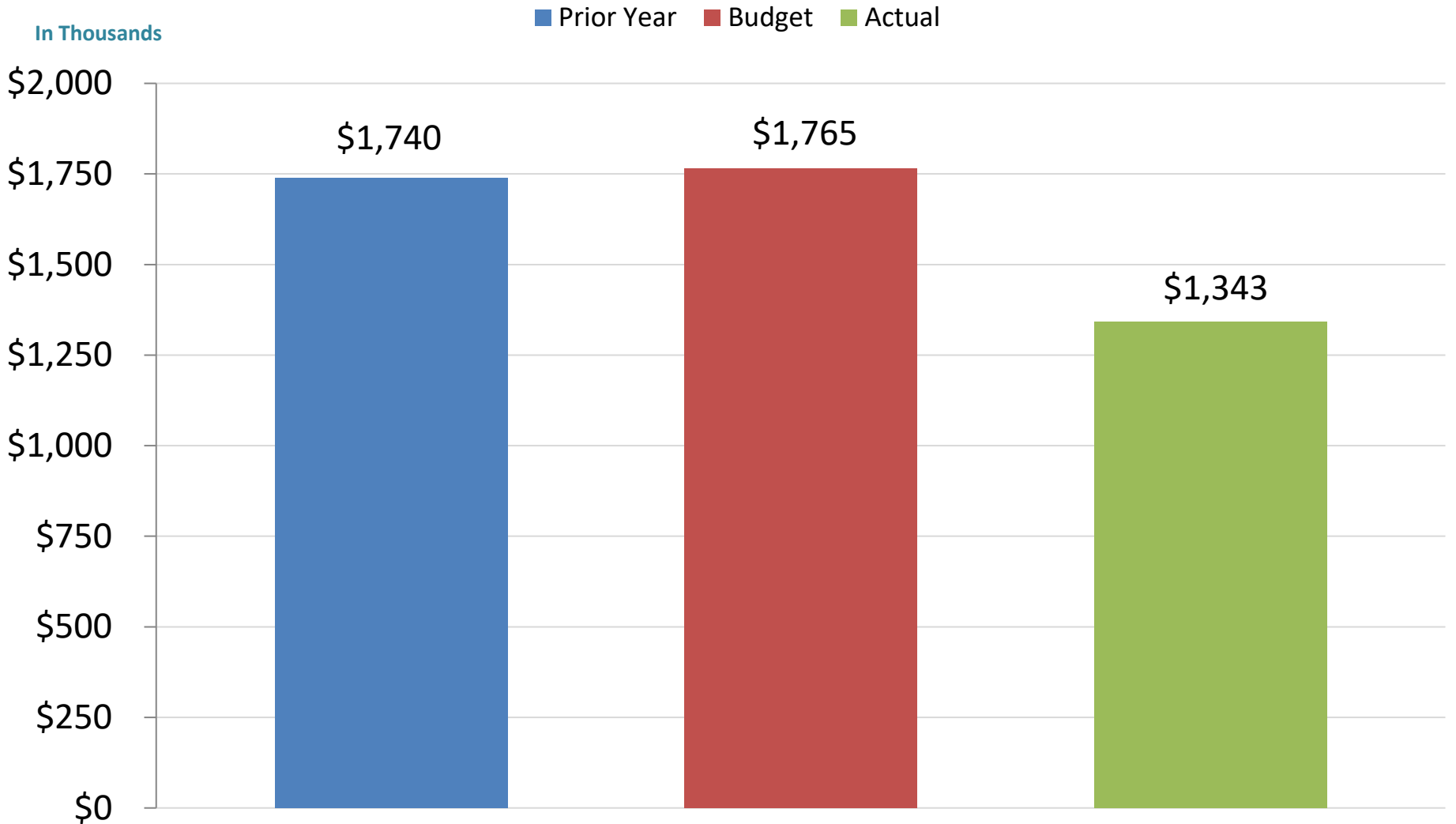


In Thousands

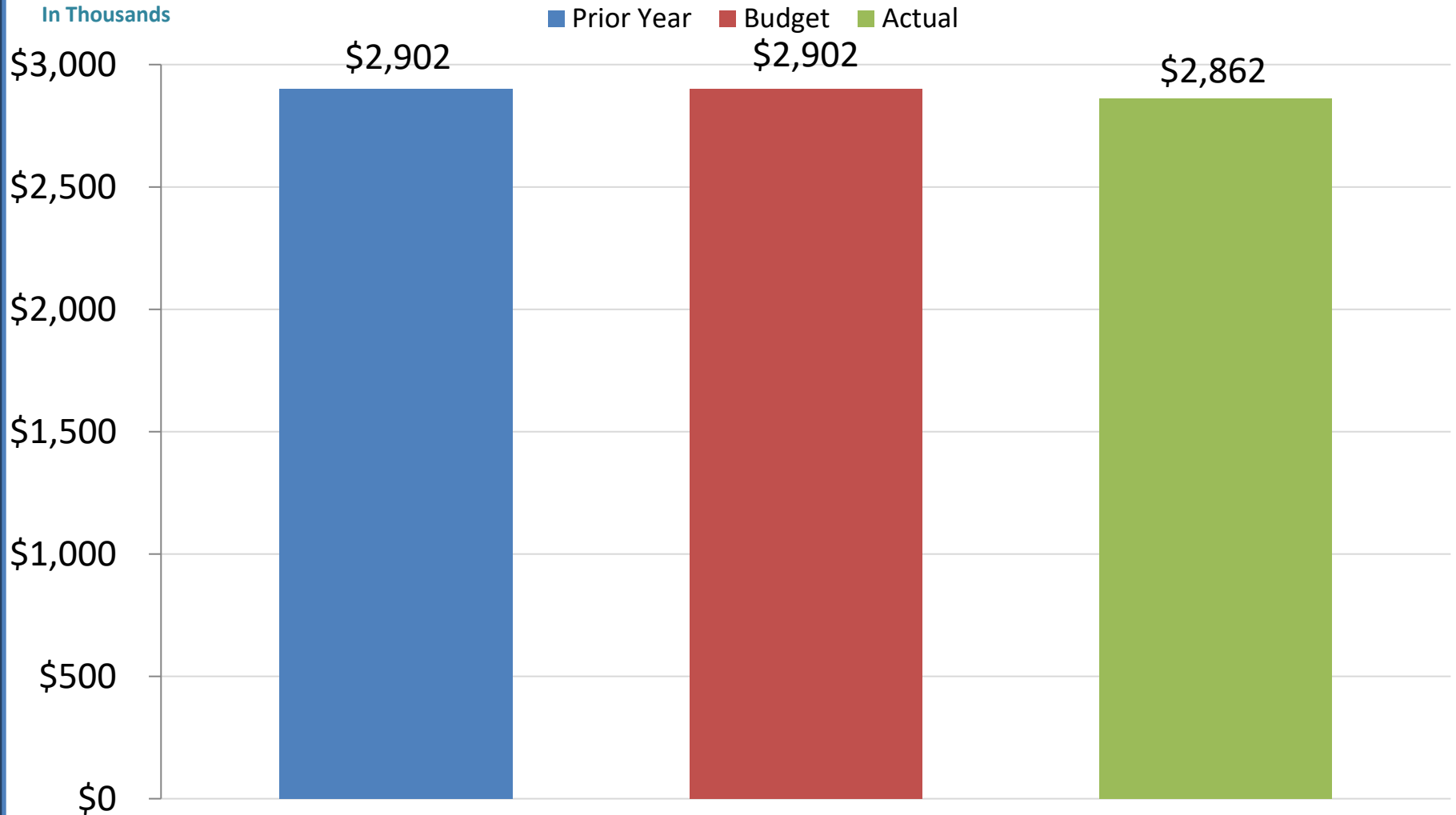
■ Prior Year ■ Budget ■ Actual



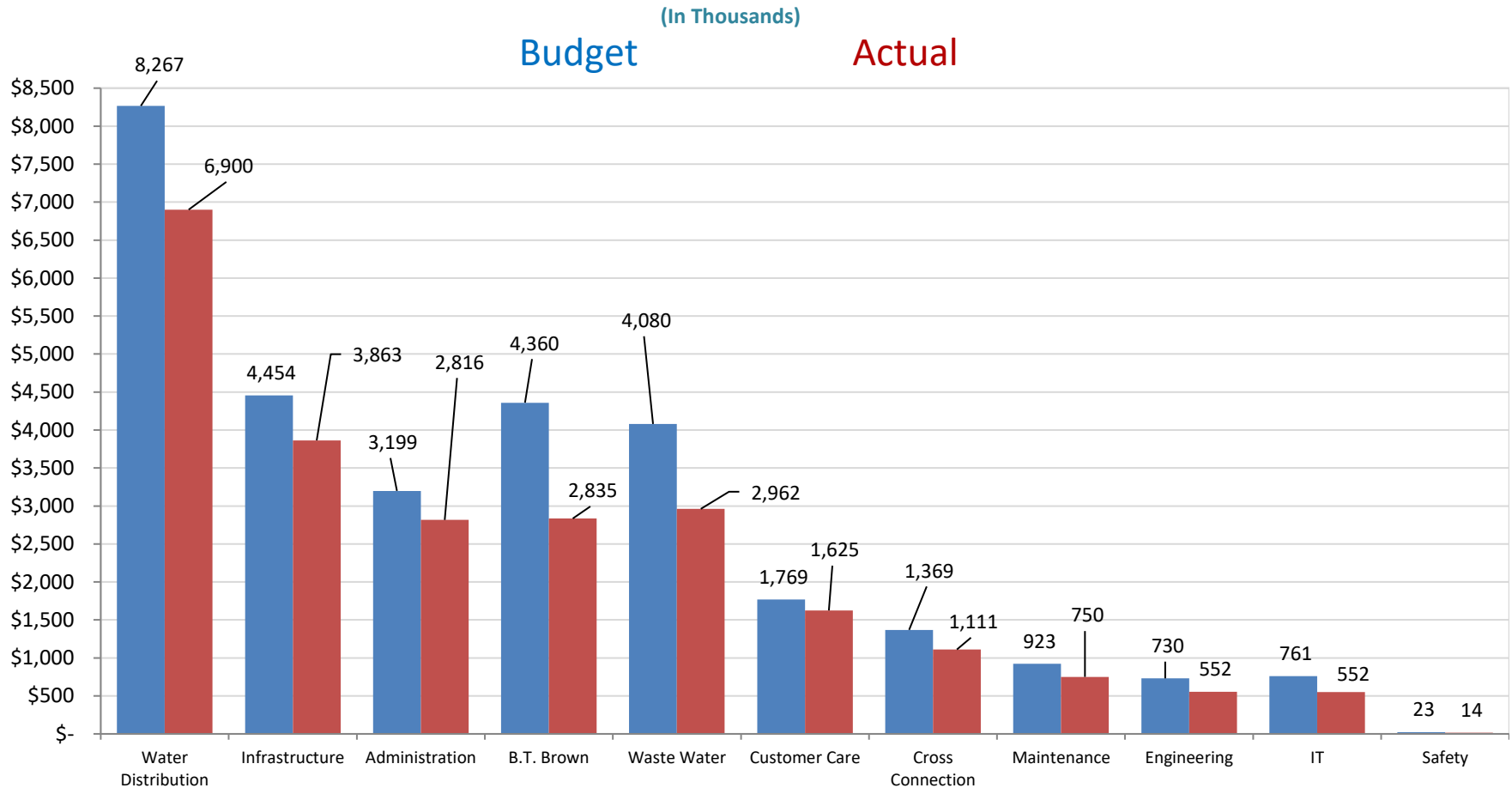
Connection Fees YTD May FY26



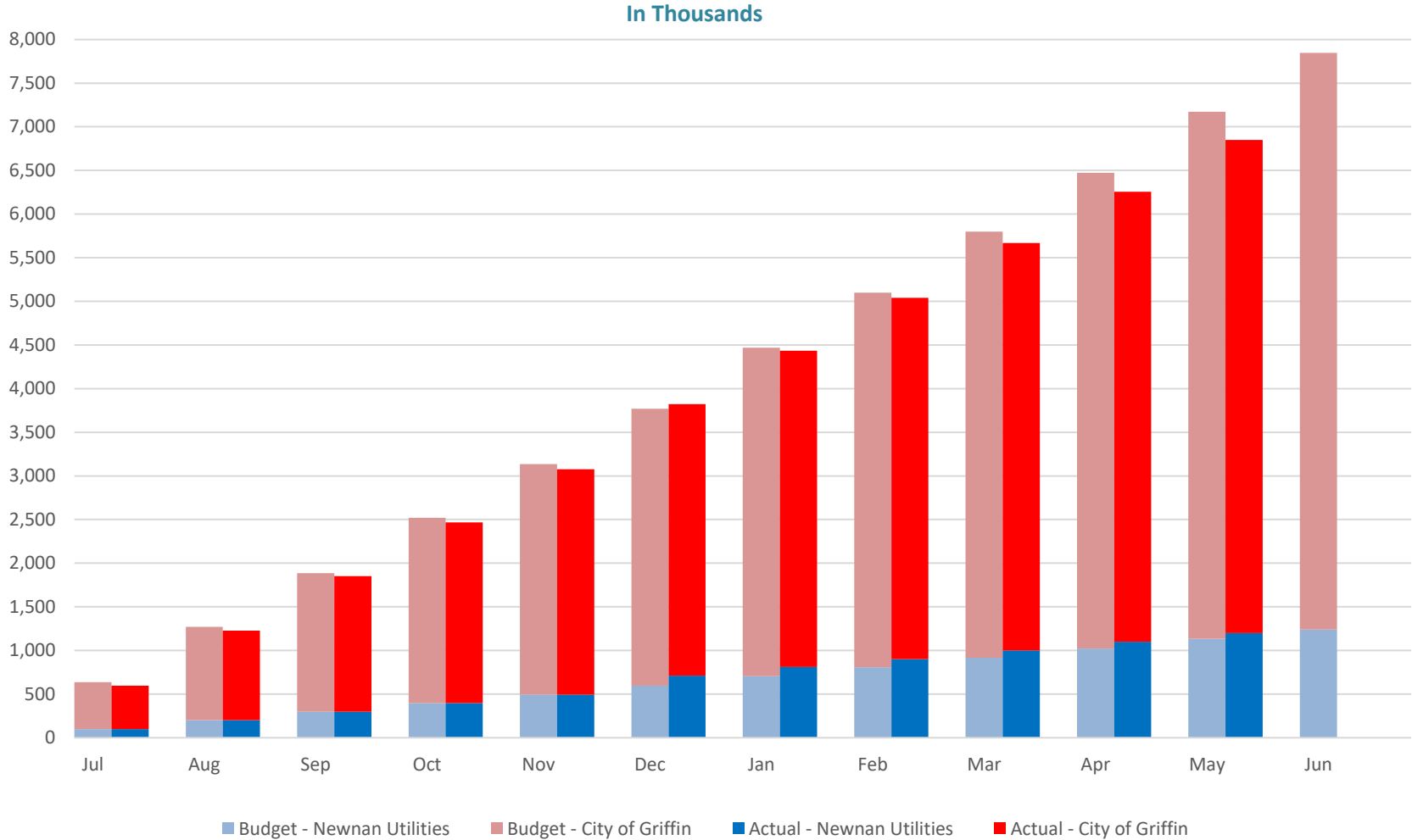
Other Services YTD May FY26



Budget Versus Actual YTD May FY26



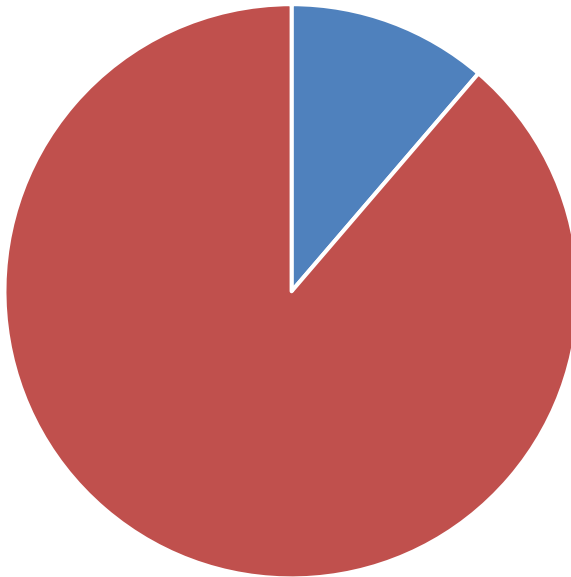
Purchased Water Budget/Actual FY26



Actual Activity in Relation to Total Budget YTD May FY26

Revenue

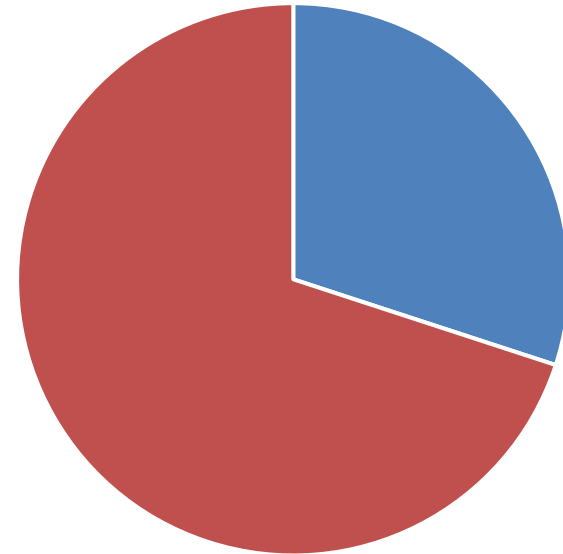
88.72%



■ Budget ■ Actual

Expenses

69.97%



■ Budget ■ Actual

Portion of FYTD Expired
11 Months = 11/12 = 91.66%



Coweta County Water & Sewerage Authority

Meeting Agenda

Thursday, June 25, 2026

Pledge of Allegiance
Invocation

Approval of minutes from the June 3, 2026 meeting

Approval of minutes from the June 3, 2026 Strategic Planning Meeting

Business

- Service Awards.....Jay Boren
- Approval of FY27 Budget.....Jay Boren
- Update on Operations.....Rick Jones
- Update on Human Resources.....Mandy Sledd
- Update on Customer Care/Information TechnologyAlan Sibley
- Monthly Report.....Roger Dawson

Agenda Additions:

- Executive Session
- Litigation / Real Estate/ Personnel

Adjournment

Next Board Meeting Wednesday, August 5, 2026 at 9:00