



WATER QUALITY REPORT 2025

Annual Report on
Drinking Water Quality
in Coweta County

**YOUR WATER IS SAFE TO DRINK
RIGHT OUT OF THE TAP**



Message from the CEO

We are pleased to present this year's Water Quality Report, also known as the Consumer Confidence Report (CCR). This annual report provides detailed data demonstrating that the drinking water supplied by the Coweta County Water & Sewerage Authority (CCWSA) meets all regulatory standards and is safe for consumption directly from the tap.

The reliable delivery of high-quality drinking water remains a foremost priority to the Authority. Our team of highly trained water professionals operates around the clock to ensure the provision of safe, dependable service while maintaining cost efficiency for our customers.

We encourage all customers to review this report in its entirety. It contains comprehensive laboratory testing results for the period of January 1 through December 31, 2025, as well as information regarding the Authority's ongoing commitment to source water protection, water conservation, and public education initiatives, all while continuing to meet the evolving needs of our community.

Should you have any questions or concerns regarding your drinking water, we remain readily available to assist you. For additional information about this report or water quality questions or concerns, please contact Lesley Rathburn, Water Quality Coordinator, at lrathburn@cowetawater.com or (678) 675-0407.



The reliable delivery of high-quality drinking water remains a foremost priority to the Authority.



Jay Boren, CEO

Coweta County Water & Sewerage Authority

Terms to Know

90th Percentile: The levels reported for lead and copper represent the 90th percentile of the total number of sites tested. The 90th percentile is equal to or greater than 90% of our lead and copper detections.

AL (Action Level): The concentration of a contaminant which, if exceeded, triggers treatment or other requirements which a water system must follow.

MCL (Maximum Contaminant Level): The highest level of a contaminant that is allowed in drinking water. MCLs are set as close to the MCLGs as feasible using the best available treatment technology.

MCLG (Maximum Contaminant Level Goal): The level of a contaminant in drinking water below which there is no known or expected risk to health. MCLGs allow for a margin of safety.

MRDL (Maximum Residual Disinfectant Level): The highest level of a disinfectant allowed in drinking water. There is convincing evidence that addition of a disinfectant is necessary for control of microbial contaminants.

MRDLG (Maximum Residual Disinfectant Level Goal): The level of a drinking water disinfectant below which there is no known or expected risk to health. MRDLGs do not reflect the benefits of the use of disinfectants to control microbial contaminants.

NA: Not applicable or not available.

ND (Not detected): Indicates that the substance was not found by laboratory analysis.

NTU (Nephelometric Turbidity Units): Measurement of the clarity, or turbidity, of water. Turbidity in excess of 5 NTU is just noticeable to the average person.

ppb (parts per billion): One part substance per billion parts water (or micrograms per liter).

ppm (parts per million): One part substance per million parts water (or milligrams per liter).

ppt (parts per trillion): One part substance per trillion parts water (or nanograms per liter).

TT (Treatment Technique): A required process intended to reduce the level of a contaminant in drinking water.

YOUR DRINKING WATER SOURCES

Important Health Information

Some people may be more vulnerable to contaminants in drinking water than the general population. Immunocompromised persons such as persons with cancer undergoing chemotherapy, persons who have undergone organ transplants, people with HIV/AIDS or other immune system disorders, some elderly, and infants may be particularly at risk from infections. These people should seek advice about drinking water from their health care providers.

The water produced and distributed by CCWSA is collected from the following sources:

1

CCWSA B. T.
Brown Surface
Water
Treatment Plant

2

CCWSA Shoal
Creek Wells

3

Newnan Utilities
Hershall Norred
Surface Water
Treatment Plant

4

City of Griffin
Still Branch
Surface Water
Treatment
Plant

5

City of Atlanta
Hemphill and
Chattahoochee
Surface Water
Treatment Plants

The U.S. Environmental Protection Agency (EPA)/Centers for Disease Control and Prevention (CDC) guidelines on appropriate means to lessen the risk of infection by cryptosporidium and other microbial contaminants are available from the Safe Drinking Water Hotline at (800) 426-4791 or water.epa.gov/drink/hotline.

SOURCE WATER ASSESSMENT

A source water assessment has been completed for our system. The purpose of the assessment is to determine the susceptibility of each drinking water source to potential contaminant sources.



The report includes background information and a relative susceptibility rating of higher, moderate, or lower. It is important to understand that a higher susceptibility rating does not imply poor water quality, only the system's potential to become contaminated within the assessment area. The assessment findings are summarized in the table below.

SUSCEPTIBILITY OF SOURCES TO POTENTIAL CONTAMINANT SOURCES - 5

SOURCE NAME	SUSCEPTIBILITY RATING	SWAP REPORT DATE
CCWSA B.T. Brown Reservoir	Low	March 2009
CCWSA Shoal Creek Well #1	High	2019
CCWSA Shoal Creek Well #2	High	2019
CCWSA Shoal Creek Well #3	Medium	2019
CCWSA Shoal Creek Well #4	High	2019
CCWSA Shoal Creek Well #5	Medium	2019
Newnan Utilities Hershall Norred Surface Water Treatment Plant	Low	Unknown
City of Griffin Still Branch Surface Water Treatment Plant	Low	2001
City of Atlanta Hemphill and Chattahoochee Surface Water Treatment Plants	Low	Unknown

If you would like a copy of any utility's source water assessment, please call during regular business hours. CCWSA, (770) 254-3710; City of Atlanta, (404) 982-1468; City of Griffin, (770) 229-6603; Newnan Utilities, (770) 683-5516.

WATER TREATMENT

From Reservoir to Tap: Providing You Clean Drinking Water
The steps of the water treatment process are detailed below.



1. Chemical Coagulation

Treatment plant staff add chemicals to the water that help bind together dirt and other small particles.

2. Flocculation

Next, there is gentle mixing of the water to form larger, heavier particles called 'flocs'.

3. Sedimentation

This process separates out solids from the water. Flocs are heavier than water, so they settle to the bottom of the water during this step.

4. Filtration

Once the flocs have settled to the bottom of the water, the clear water on top goes through several filters to remove germs and dissolved particles.

5. Disinfection

This is the last step! Chemical disinfectants are added to kill any remaining germs and ensure no presence of harmful organisms.



What is in your Drinking Water?



To ensure that tap water is safe to drink, the U.S. EPA prescribes regulations limiting the amount of certain contaminants in water provided by public water systems. U.S. Food and Drug Administration regulations establish limits for contaminants in bottled water, which must provide the same protection for public health. Drinking water, including bottled water, may reasonably be expected to contain at least small amounts of some contaminants. The presence of these contaminants does not necessarily indicate that the water poses a health risk. The sources of drinking water (both tap water and bottled water) include rivers, lakes, streams, ponds, reservoirs, springs, and wells. As water travels over the surface of the land or through the ground, it dissolves naturally occurring minerals, in some cases radioactive material, and substances resulting from the presence of animals or from human activity.

Substances that may be present in source water include:

- **Microbial Contaminants**, such as viruses and bacteria, which may come from sewage treatment plants, septic systems, agricultural livestock operations, or wildlife.
- **Inorganic Contaminants**, such as salts and metals, which can be naturally occurring or may result from urban stormwater runoff, industrial or domestic wastewater discharges, oil and gas production, mining, or farming.
- **Pesticides and Herbicides**, which may come from a variety of sources such as agriculture, urban stormwater runoff, and residential uses.
- **Organic Chemical Contaminants**, including synthetic and volatile organic chemicals, which are by-products of industrial processes and petroleum production and may also come from gas stations, urban stormwater runoff, and septic systems.
- **Radioactive Contaminants**, which can be naturally occurring or may be the result of oil and gas production and mining activities.

For more information about contaminants and potential health effects, call the U.S. EPA's Safe Drinking Water Hotline at (800) 426-4791.



Violation Information

One of CCWSA's water system sources, **Spalding County Water System**, recently violated drinking water requirements. Although this is not an emergency, as our customers, you have the right to know what happened. Please note: CCWSA routinely monitors for the presence of drinking water contaminants.

Violation ID: 2025-1228

Failure to Submit 2024 CCR Consumer Confidence Report

According to the Georgia Environmental Protection Division (GA EPD) records, the 2024 Consumer Confidence Report (CCR) for **Spalding County Water System** was not received by the GA EPD on or before July 1, 2025, as required by the Georgia Rules for Safe Drinking Water and the Code of Federal Regulations.

Violation ID: 1227

Monitoring Requirements Not Met for Spalding County Water System

During a technical review, the Environmental Protection Division (EPD) determined that **Spalding County Water System** incurred a Failure to Monitor violation for failure to submit, have analyzed, and/or report the required sample results for microbiological (Total Coliform Bacteria) quality analysis for the compliance period of 6/1/2025 to 6/30/2025.

Public Notice from Spalding County Water System:

We are required to monitor your drinking water for specific contaminants on a regular basis. Results of regular monitoring are an indicator of whether or not our drinking water meets health standards. During the compliance period of 6/1/2025 to 6/30/2025, we did not complete all monitoring or testing for Total Coliform and therefore cannot be sure of the quality of your drinking water during that time.

Lead in Home Plumbing

Lead can cause serious health effects in people of all ages, especially pregnant people, infants (both formula-fed and breastfed), and young children.

Lead in drinking water is primarily from materials and parts used in service lines and in home plumbing.

Coweta County Water and Sewerage Authority (CCWSA) is responsible for providing high quality drinking water and removing lead pipes but cannot control the variety of materials used in the plumbing in your home. Because lead levels may vary over time, lead exposure is possible even when your tap sampling results do not detect lead at one point in time.

If you have a lead service line or galvanized requiring replacement service line, you may need to flush your pipes for a longer period. If you are concerned about lead in your water and wish to have your water tested, contact CCWSA.



You can help protect yourself and your family by identifying and removing lead materials within your home plumbing and taking steps to reduce your family's risk.

Using a filter, certified by an American National Standards Institute accredited certifier to reduce lead, is effective in reducing lead exposures. Follow the instructions provided with the filter to ensure the filter is used properly. Use only cold water for drinking, cooking, and making baby formula. Boiling water does not remove lead from water. Before using tap water for drinking, cooking, or making baby formula, flush your pipes for several minutes. You can do this by running your tap, taking a shower, doing laundry or a load of dishes.

Information on lead in drinking water, testing methods, and steps you can take to minimize exposure is available at <https://www.epa.gov/safewater/lead>.

Lead and Copper Rule Revisions (LCRR)




Service Line Inventory (SLI)

The Service Line Inventory (SLI) is a requirement under the Lead and Copper Rule Revisions (LCRR) to help water systems identify and replace lead service lines.

It mandates that all public water systems develop and maintain an inventory of service line materials to assess the presence of lead and protect public health.

The inventory will support proactive lead reduction efforts and ensure compliance with regulatory requirements to minimize lead exposure in drinking water.



CCWSA's Service Inventory

Coweta County Water and Sewerage Authority staff verified the piping material on both sides of all metered accounts. It was verified that NO lead piping is present from the water mains to the meter, or from the meter to the customer.

CCWSA's 2024 Lead Service Inventory



Visit our website at <https://www.cowetawater.com/lead-service-line-inventory/> for access to CCWSA's 2024 Lead Service Inventory.

Test Results

REGULATED SUBSTANCES

SUBSTANCE (UNIT OF MEASURE)	YEAR SAMPLED	CCWSA B.T. BROWN WATER TREATMENT PLANT				NEWNAN UTILITIES		CITY OF GRIFFIN		VIOLATION	TYPICAL SOURCE
		MCL [MRDL]	MCLG [MRDLG]	AMOUNT DETECTED	RANGE LOW-HIGH	AMOUNT DETECTED	RANGE LOW-HIGH	AMOUNT DETECTED	RANGE LOW-HIGH		
Chlorine	2025	4.0 ppm	4.0 ppm	2.31	1.33-2.31	1.52	1.1-1.8	1.59	NA	No	Water additive
Chlorine Dioxide	2025	0.8 ppm	0.8 ppm	0.36	0-0.36	0.09	0.04-0.20	0.195	NA	No	Water additive
Chlorite	2025	1.0 ppm	0.8 ppm	0.82	0-0.82	0.24	0.07-0.75	0.53	NA	No	By-product of Chlorination
Fluoride	2025	4.0 ppm	4.0 ppm	0.95	0.24-0.95	0.81	0.70-0.94	0.74	NA	No	Water additive
Haloacetic Acids	2025	60 ppb	NA	48.81	9.98-48.81	4.13	2.98-5.77	47.43	NA	No	By-product of Chlorination
Nitrate	2025	10.0 ppm	10.0 ppm	0	<0.2	0	N/A	0.15	NA	No	Runoff from Fertilizer
Thallium	2025	2.0 ppb	0.5 ppb	1.0	1.0-1.0	NA	NA	NA	NA	No	Discharge from electronics and glass
Total Coliform Bacteria	2025	TT	NA	0.01%	0.0-0.01%	0	0-0	0	NA	No	Naturally Present
Total Organic Carbon	2025	TT (ratio)	NA	1.46	0.75-1.46	1.29	1.04-1.66	2.00	NA	No	Naturally Present
Total Trihalomethanes	2025	80.0 ppb	NA	71.95	11.3-71.95	22.38	18.59-26.19	61.10	NA	No	By-product of Chlorination
Turbidity	2025	TT	NA	0.29	0.02-0.29	0.04	0.03-0.09	0.26	NA	No	Soil Runoff
Gross alpha excluding radon and uranium	2019	15.0	0	3.28	0-3.28	NA	NA	NA	NA	No	Erosion of natural deposits

REGULATED SUBSTANCES (CONTINUED)

SUBSTANCE (UNIT OF MEASURE)	YEAR SAMPLED	MCL [MRDL]	MCLG [MRDLG]	CITY OF ATLANTA		CCWSA SHOAL CREEK WELLS		VIOLATION	TYPICAL SOURCE
				AMOUNT DETECTED	RANGE LOW-HIGH	AMOUNT DETECTED	RANGE LOW-HIGH		
Chlorine	2025	4.0 ppm	4.0 ppm	1.13	<0.07 - 1.90	NA	NA	No	Water additive
Chlorine Dioxide	2025	0.8 mg/L	0.8 mg/L	NA	NA	NA	NA	No	Water additive
Chlorite	2025	1.0 ppm	0.8 ppm	NA	NA	NA	NA	No	By-product of Chlorination
Fluoride	2025	4.0 ppm	4.0 ppm	0.74	0.46-0.83	NA	NA	No	Water additive
Haloacetic Acids	2025	60.0 ppb	NA	35.5	15.2 - 37.3	NA	NA	No	By-product of Chlorination
Nitrate	2025	10.0 ppm	10.0 ppm	0.72	0.56 - 0.82	NA	NA	No	Runoff from Fertilizer
Total Coliform Bacteria	2025	TT	NA	2%	0-2%	NA	NA	No	Naturally Present
Total Organic Carbon	2025	TT (ratio)	NA	1.4	1.1 - 1.8	NA	NA	No	Naturally Present
Total Trihalomethanes	2025	80.0 ppb	NA	70.5	18.0 - 71.4	NA	NA	No	By-product of Chlorination
Turbidity	2025	TT	NA	0.09	0.01 - 0.31	NA	NA	No	Soil Runoff

2023-2024 UNREGULATED CONTAMINANTS SAMPLED AT SOURCE WATER**

CITY OF ATLANTA

SUBSTANCE	YEAR SAMPLED	AMOUNT DETECTED (HIGHEST DETECTED) PPB	RANGE (LOW-HIGH) PPB	SOURCE OF CONTAMINATION
Perfluorobutanesulfonic Acid	2024	0.0046	0.0030 - 0.0046	These chemicals are found in a variety of consumer and industrial products such as food packaging, fire extinguishing foams, personal care products, etc. They may also be found around the world in water, air, soil, and fish. These chemicals break down very slowly in the environment.
Perfluorobutanoic Acid	2024	0.0083	0.0064 - 0.0083	
Perfluorohexanoic Acid	2024	0.0046	0.0030 - 0.0046	
Perfluoropentanoic Acid	2024	0.0048	0.0033 - 0.0048	

**Unregulated Contaminant sampling takes place every 5 years. It helps EPA to determine where certain contaminants occur and whether they need to be regulated.

Continued

UNREGULATED CONTAMINANTS (CONTINUED)

CITY OF GRIFFIN - SIMMONS PLANT

SUBSTANCE (UNIT OF MEASURE)	YEAR SAMPLED	AMOUNT DETECTED (HIGHEST DETECTED) PPT	RANGE (LOW-HIGH) PPT	SOURCE OF CONTAMINATION
PFHxS	2024	20.0000	8.7-20	These chemicals are found in consumer and industrial products such as food packaging, fire extinguishing foams, personal care products, etc. They may also be found around the world in water, air, soil, and fish.
PFOA	2024	9.7000	5.7-9.7	
PFOS	2024	14.0000	6.9-14	

CITY OF GRIFFIN (SCWA)

SUBSTANCE (UNIT OF MEASURE)	YEAR SAMPLED	AMOUNT DETECTED (HIGHEST DETECTED) PPT	RANGE (LOW-HIGH) PPT	SOURCE OF CONTAMINATION
PFHxS	2024	18.0000	8.5-18	These chemicals are found in consumer and industrial products such as food packaging, fire extinguishing foams, personal care products, etc. They may also be found around the world in water, air, soil, and fish.
PFOA	2024	10.0000	5.1-10	
PFOS	2024	13.0000	7.4-13	

CCWSA LEAD & COPPER TAP RESULTS

CCWSA B.T. BROWN WATER TREATMENT PLANT

ANALYTE	DATE SAMPLED	MCLG (ppm)	MCLG (ppb)	CCWSA's reported 90 th percentile results (ppb)	CCWSA's Range (ppb)		UNITS	VIOLATION
					LOW	HIGH		
Lead	2025	0	0	3.9	0	14	ppb	No
Copper	2025	1.3	1300	96.0	1.9	840	ppb	No

MCLG = Maximum Contaminant Level GOAL
 ppm= Parts per million measured in milligrams per liter (mg/L)
 ppb = Parts per billion measured in micrograms per liter (ug/L)
 ppt = Parts per trillion measured in nanograms per liter (ng/L)

PURCHASED WATER SYSTEM LEAD & COPPER TAP RESULTS

CITY OF ATLANTA

ANALYTE	DATE SAMPLED	MCLG (ppm)	MCLG (ppb)	reported 90 th percentile results (ppb)	Range (ppb)		UNITS	VIOLATION
					LOW	HIGH		
Lead	2024	0	0	1.4	0	10.0	ppb	No
Copper	2024	1.3	1300	140	1.1	400	ppb	No

NEWMAN UTILITIES

ANALYTE	DATE SAMPLED	MCLG (ppm)	MCLG (ppb)	reported 90 th percentile results (ppb)	Range (ppb)		UNITS	VIOLATION
					LOW	HIGH		
Lead	2025	0	0	1.3	0	4.4	ppb	No
Copper	2025	1.3	1300	230	2	360	ppb	No

CITY OF GRIFFIN

ANALYTE	DATE SAMPLED	MCLG (ppm)	MCLG (ppb)	reported 90 th percentile results (ppb)	Range (ppb)		UNITS	VIOLATION
					LOW	HIGH		
Lead	2025	0	0	1.33	0	4.0	ppb	No
Copper	2025	1.3	1300	0.12	0	390	ppm	No

COMMUNITY OUTREACH



Award-Winning Plant Operations

CCWSA's B.T. Brown Water Treatment Plant was awarded the **2025 GOLD Safety Award** from the Georgia Association of Water Professionals (GAWP) in recognition of an outstanding inspection due to their dedication to safety and excellence.



Rivers Alive Clean-Ups

We regularly work to protect and conserve our water source through Rivers Alive clean ups at our local stream. Last year, CCWSA was presented with the 2024 Adopt-a-Stream Clean-up Award at the Rivers Alive annual awards ceremony.



Water Treatment Plant Tours

Learn how Coweta Water ensures reliable, safe drinking water for all customers through a guided tour of the B.T. Brown Water Treatment Plant. For more information and to book a tour, please contact Michael Ballew at mballew@cowetawater.com.

Get Involved & Learn More!

Whether you are a student who is looking for an exciting new career in water or wastewater, a teacher who needs help facilitating a water-related lesson, or a community group (home owners associations, senior groups, churches, civic organizations, etc.) dealing with a specific water issue, CCWSA is here to help. Contact us at (770) 254-3710 or at ContactUs@cowetawater.com to get involved and learn more about your water.




Contact Information

Customer Service/Water Bill Questions: 770-254-3710


EPA's Safe Drinking Water Hotline: 800-426-4791

Emergencies/Report a Broken Water Line: 770-254-3710

Our Website

 www.cowetawater.com

Our Address

 545 Corinth Rd., Newnan, GA 30263

For Additional Information

If you would like more information about this report or the quality of your drinking water, please contact **Lesley Rathburn, Water Quality Coordinator**, at lrathburn@cowetawater.com or (678) 675-0407.





COWETA COUNTY

WATER & SEWERAGE
A U T H O R I T Y

